

CANADA'S SECURITIES INDUSTRY

2021 AT-A-GLANCE

An industry that provides strong underpinnings to the Canadian economy

ADVISORS & ACCOUNTS

10,295

Full-Service Brokerage Advisors

7,590,000

Full-Service Brokerage Accounts



Source: Investor Economics; Retail Brokerage and Distribution Report – Canada, Summer 2021

\$2.4 T


INVESTMENT ASSETS UNDER ADMINISTRATION*



*Includes assets held at full-service and online/ discount brokerage firms only
Source: Investor Economics; Retail Brokerage and Distribution Report – Canada, Summer 2021

6,825

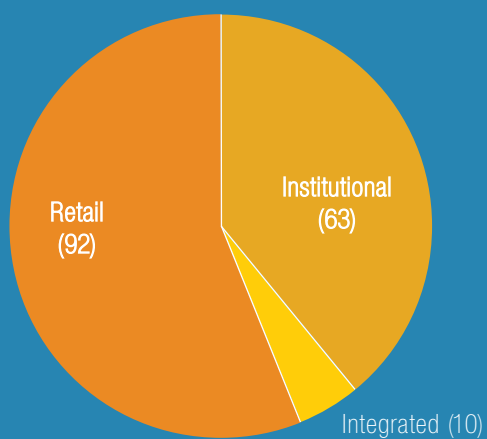
BRANCH OFFICES



Source: IIROC Annual Report, as at March 31, 2021

165

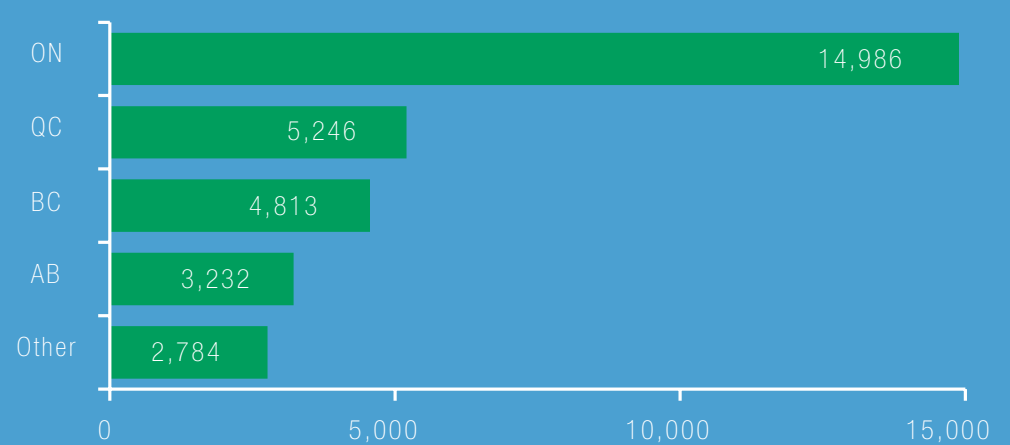
INVESTMENT DEALER FIRMS



Source: IIAC, Securities Industry Performance Report, Q4 2021


31,061

LICENSED PROFESSIONALS



Source: IIROC Annual Report, as at March 31, 2021

\$2.01 B
PAID IN TAXES



Source: IIROC. Includes only income taxes and the tax component relating to the profit (loss) on discontinued operations for the period.

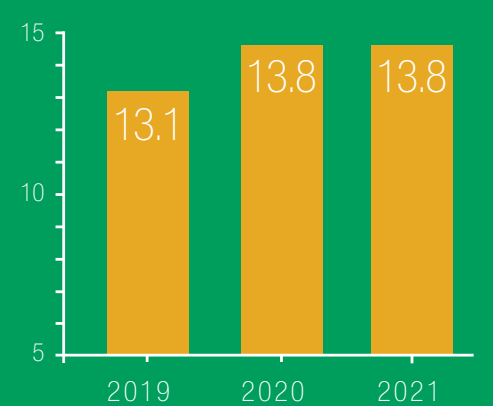
\$72.2 B IN ECONOMIC ACTIVITY
GENERATED BY THE INDUSTRY



* GDP at basic prices chained (2012) dollars
Source: IIAC calculations based on Statistics Canada 2020 data

DOMESTIC DEBT TRADING


Value of bonds traded (\$ trillions)



Source: IIROC

143,465

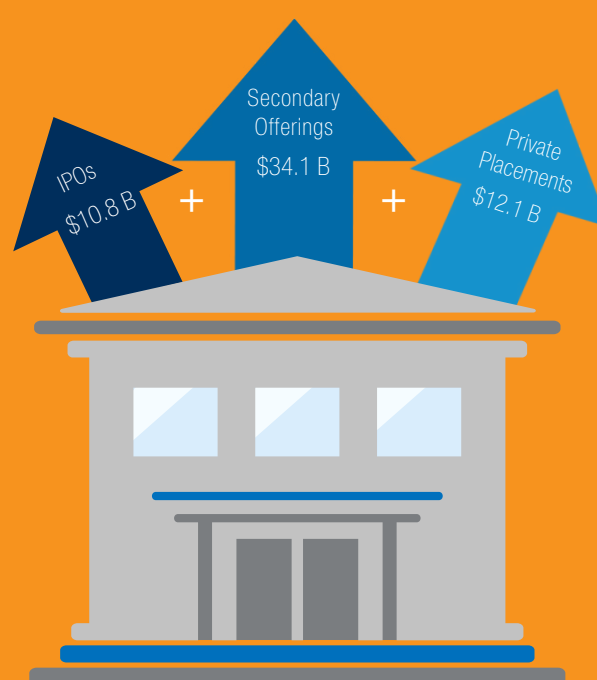
JOBS ATTRIBUTED TO THE INDUSTRY



Employment by securities industry firms
Employment by their suppliers
Employment of other firms due to spending by employees

Source: IIAC calculations based on IIROC and Statistics Canada data

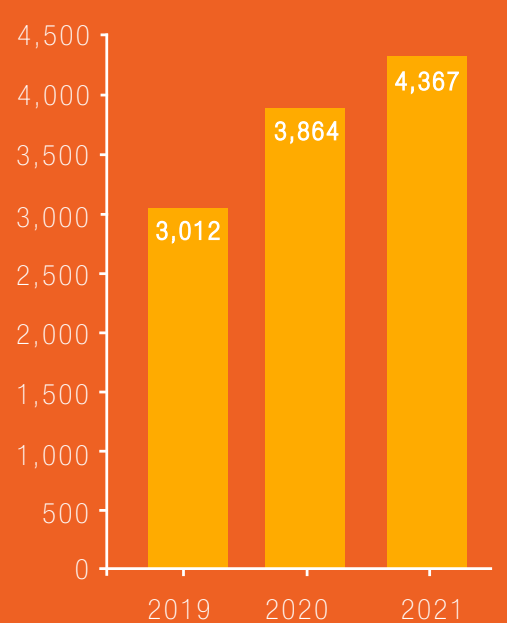
HELPED BUSINESSES RAISE
\$56.9 B*
THROUGH STOCK OFFERINGS ON THE TSX



* Includes TSX and TSXV offerings
Source: TMX Group

EQUITY TRADING

Value of shares traded on equity marketplaces whose activity is regulated by IIROC (\$ billions)



Source: IIROC